

2017

Workshelf™ Benches

SPECIFICATIONS & PRICING

three h

WORKSHELF™ BENCHES

Specifications & Pricing

Bench seating features a solid metal spine that provides enhanced structural support and a raceway for all power/ data cabling and access units.

Cabling runs to floor through inset leg channel with flush, brushed aluminum cap. Options are available for ganging and seamless power/ data in runs.

Additionally, benches feature a laminate fascia option where data is not required. This allows more finish options where as the metal spine is available in only 2 powdercoat colors of white and graphite.

Under-storage elements can be added in limited sizes and benches can be ganged alongside Workshelf™. Cushion and laminate top configurations are plentiful with a wide range of Three H grade-in fabrics including CF Stinson and Maharam.

3	Index	
4	General Furniture Specifications	
5	3H Limited Lifetime Warranty	
6	3H Terms & Conditions	
7	Finishes	
8-11	Statement of Line	<hr/>
12-19	Price Guide	<hr/>
13-17	Bench Pricing	
18-19	Pedestal Pricing	

General Furniture Specifications

Workshelf Benching is constructed of 2" thick particleboard laminate legs and two ridged steel beams supporting a 2" laminate top and/or cushioned seating surface.

All laminate material is thermofused melamine laminated on an industry standard particleboard core and finished with a decorative face on both sides. Available in over 36 woodgrain, solid and composite colors.

Aluminum Components

Bench underframe is available White or Grey powder coated steel.

Standard Grain Direction

Bench Tops & Cabinet Tops: Standard grain runs parallel to the surface length

Upright Leg: Vertical grain

Drawer fronts: Standard grain is horizontal. Vertical grain optional.

Cabinet uprights: Vertical grain

Cabinet back: Horizontal grain

POWER

Workshelf Benching offers an optional integrated 8 wire 4 circuit modular power system that must be hardwired to building supply.

In-stock power configuration is 4-2-2: 4 circuit/power lines+2 neutral wires+2 ground wires = 8wires total.

Alternate, special order configuration, is 4-3-1: 3 Utility circuits sharing one 1 ground and 1 neutral wire + 1 dedicated circuit with dedicated ground(1) and neutral(1) wires = 8 wires total.

Each side of bench includes two duplex receptacles.

Adjacent benching (seated benching or Workshelf Powershelf) can be powered (daisy chained) using connecting jumpers.

Cables can be accessed and managed below surface.

Vertical cable channels, to route floor feeds, can be integrated into bench legs. Powered bench option include one 72" power feed whip.

Glide / Leveler Adjustment

Bench Legs: 1.25" adjustment

Pedestals: 1.25" adjustment

Available Fabrics

Select stock fabrics, in varying grades, available from Maharam, CF Stinson, Guilford of Maine and Momentum.

COM fabrics can be specified - some limitations and additional lead time may apply.

Fabrics used for seat cushions MUST be specified by the fabric manufacturer for use in upholstery applications.

Standard Pulls

Workshelf Pull: Solid extruded aluminum profile available in White, Grey or Orange powder coated paint.

SCS Indoor Air Quality Certified®

Workshelf™ components meet LEED requirements for Low Emitting Materials - Systems Furniture and Seating.

Three H Furniture Systems Limited ("Three H") provides a limited lifetime warranty on all products sold to the original purchaser by a Three H authorized dealer. Three H warrants that its product will remain functional¹ for as long as the original purchaser owns the product. The obligation of Three H under this warranty is to repair or replace with a comparable product or component determined to be defective by Three H at no cost to the original purchaser, FOB purchaser's destination.

¹ Remain Functional refers to the products ability to fulfill its original purpose or function.
Updated January 2017

EXCEPTIONS TO THIS WARRANTY MAY INCLUDE:

- Three H provides a full warranty on our bullnose, wavecrest and prestige wood trim and finish for a period of 3 years after date of delivery. After 3 years, the warranty applies to the wood edge only. General wear and fading of the finish after a 3 year period is not considered a defect.
- Three H provides a full warranty on our Workshelf wood legs and finish for a period of 3 years after date of delivery. After 3 years, the warranty applies to the leg only. General wear and fading of the finish after a 3 year period is not considered a defect.
- Variation in laminate finish characteristic including color and texture is not considered a defect.
- All fabrics including tackboards, panels & cushions are warranted for a period of 5 years after date of delivery.
- All lighting products including bulbs, tubes, ballasts and LEDs do not carry a warranty.
- All power related products & components carry a **1 year** warranty.
- All electric height adjustable components carry a **3 year** warranty.
- Product & components which are not directly manufactured by Three H. In this case warranty is determined by what is offered from the manufacturer of the defective product or component.
- Product that is not sold by a Three H authorized dealer.
- Product that is not installed & maintained in accordance with Three H's guidelines & instructions.
- Product that is damaged by the end user due to misuse, accident, abuse, negligence or shipping.
- Incidental wear to product including scratches & dents occurring from everyday use.
- Product that has been altered or re-configured in any way prior to written approval by Three H.
- Product which has received excessive exposure to U.V rays, heat, water or harsh chemicals.
- Product that has been damaged due to re-installation without the assistance of an authorized Three H dealer or installer.
- Product that has been subject to conditions that exceed the BIFMA/ANSI standards applicable to that product.
- Product that is being used for rental purposes.
- Customers own material (COM) provided at the request of the user is not covered by the Three H warranty.

WARRANTY CLAIM PROCEDURE

- All warranty claims must be authorized by Three H prior to approval.
- Claims can be directed to Three H's warranty & replacement officer by contacting 1.800.767.5374 or by emailing claims@three-h.com.
- Claims must include original order number, as well as a description of return request.
- Three H reserves the right to investigate any of the above mentioned exceptions, request digital photos of the product in question, as well as proof of original ownership prior to warranty approval.

THIS WARRANTY LIABILITY IS LIMITED TO THE REPLACEMENT OF PRODUCT. THREE H WILL NOT BE HELD LIABLE FOR ANY PERSONAL OR PROPERTY DAMAGE AS WELL AS ANY CONSEQUENTIAL OR INCIDENTAL DAMAGE. THIS WARRANTY EFFECTIVE JANUARY 2017 SUPERSEDES ALL PREVIOUS WARRANTIES OFFERED BY THREE H FURNITURE SYSTEMS LIMITED.

CARE & MAINTENANCE

- Three H laminates can be easily cleaned with warm water and mild soaps. Do not use cleansers which contain abrasives, acids or alkalis.

QUOTATIONS

Three H can only provide quotations to registered dealers. Standard quotations are valid for a period of thirty (30) days unless otherwise specified. Registered project quotations are valid for a period of sixty (60) days unless otherwise specified.

PRICING

All pricing is subject to change without notice. Prices are subject to any provincial or state taxes & are confirmed at time of invoice.

ORDER SUBMISSION

An official purchase order is required for all purchases. PO's may be submitted by email to orders@three-h.com or by fax at 1-888-484-5786. The following information is required on all purchase orders:

Company name, purchase order number, delivery address & contract number, Three H quotation number(s) or project registration number (if applicable), décor selections (tops, fronts, décor, trim, fabric), total net pricing including dealer discounts and any applicable freight & tax amounts.

CONFIRMATIONS

After receiving a purchase order, Three H will provide a confirmation along with estimated ship dates. If any discrepancies exist, Three H will provide a deficiency report outlining the details. If you do not receive a confirmation within 48 hours of submission, please contact customer service for verification.

DEPOSIT REQUIREMENTS

Deposits may be required on large volume orders & can be requested by Three H at quotation stage or at time of purchase order.

ORDER CHANGES AND CANCELLATIONS

Canceled orders may be subject to re-stocking fees. Re-stocking fees are a percentage net (including full amount) depending on their status in production. All Three H is product is 'made to order' and does not come from a stocking program. Product returns must be authorized by Three H prior to being sent back. A return authorization number will be issued by our warranty/claims department upon approval. All product being returned must be packaged securely in a similar manner as it was delivered. Product returned damaged will be refused.

REPLACEMENTS

Replacement components can be requested from replacements@three-h.com or by calling 1.800.767.5374 ext. 235. Please have original Three H order number available when requesting replacements parts. Any installation and labor charges related to warranty replacements must be reviewed & approved by Three H prior to being reimbursed. Three H does not reimburse for concealed freight damages or damages that occur during installation.

WARRANTY

Three H Furniture Systems offers a limited lifetime warranty on all products. For detailed information, please review our full warranty policy.

FREIGHT INFORMATION**MINIMUM FREIGHT CHARGES**

Unless otherwise specified, freight is included to dealer dock on all orders when combined shipment values exceed \$5000 list. In certain locations, zone freight premiums may apply. Combined orders under the minimum list will have a \$150 net freight charge applied. Three H is not responsible for consolidating or holding orders in order to meet the minimum requirements. This is the responsibility of the dealer.

ALTERNATE SHIP TO LOCATIONS

If alternate ship to locations other than dealer dock is required, additional freight charges may apply. Please contact Three H Customer Service to verify prior to submitting PO.

ADDITIONAL CHARGES

Additional shipping charges may also apply for direct to site delivery, weekend delivery, storage fees, gate services, call ahead notices, excessive unload times or other custom freight requests. Please contact customer service for any freight related questions.

DAMAGED PRODUCT


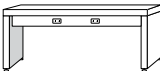





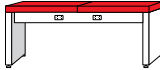











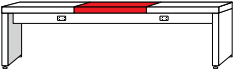
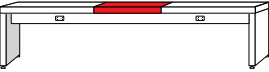




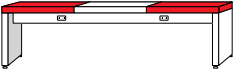
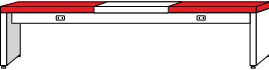



All merchandise is inspected and packed prior to shipment. It is the responsibility for the dealer to inspect packaging thoroughly upon delivery for any damages prior to accepting delivery. Obvious damages or shortages should be noted on the freight bill (bill of lading) and a claim filed immediately with Three H. Concealed damage should be reported to Three H immediately upon discovery. Any claims against Three H for apparent defects, errors or shortages must be made by the purchaser, in writing, within ten (10) working days after delivery. Failure to make a claim within ten (10) days shall constitute acceptance of the goods and a waiver of any apparent defects, errors or shortages.

LAMINATES · FABRICS · PULLS · EDGES

Visit www.three-h.com/benches for more details on this product line and to view our broad selection of finishes.
Finishes not listed can be made available upon request.
All Specifications are subject to change without notice.



STATEMENT OF LINE


	48"L ▼	60"L ▼	72"L ▼	84"L ▼	96"L ▼
Full Laminate 					
Cushion 	 24"+24"	 30"+30"	 36"+36"	 42"+42"	 24"+24"+24"+24"
Half Laminate + Half Cushion 	 24"+24"	 30"+30"	 36"+36"	 42"+42"	 24"+24"+24"+24"
Two Laminate + One Cushion 			 24"+24"+24"	 30"+24"+30"	 36"+24"+36"
			 24"+36"+24"	 30"+36"+30"	
Two Cushion + One Laminate 			 24"+24"+24"	 30"+24"+30"	 36"+24"+36"
				 24"+36"+24"	 30"+36"+30"

Bench Depth=21" · Bench Height=20"

Beam Colour




Graphite




White

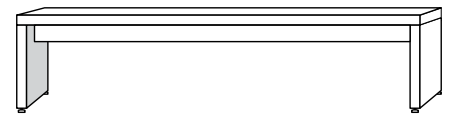
Power



Standard Power

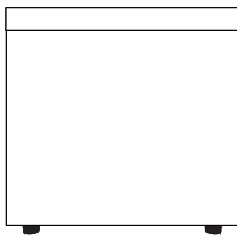


Clip In Power

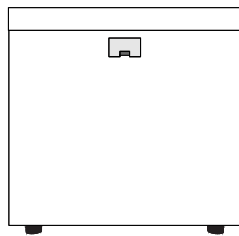


None

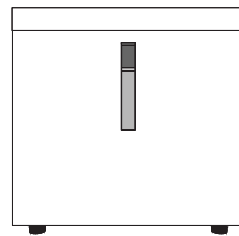
Leg Options



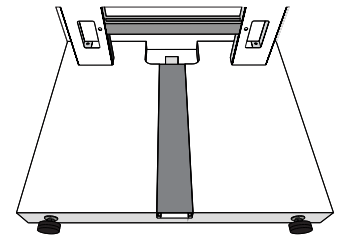
Standard



Grommet

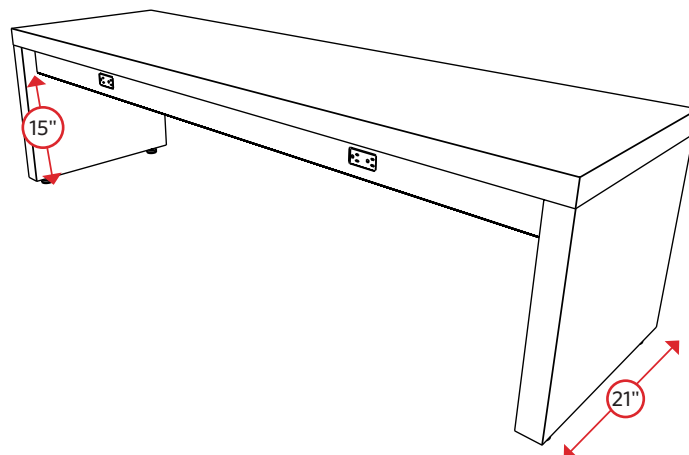


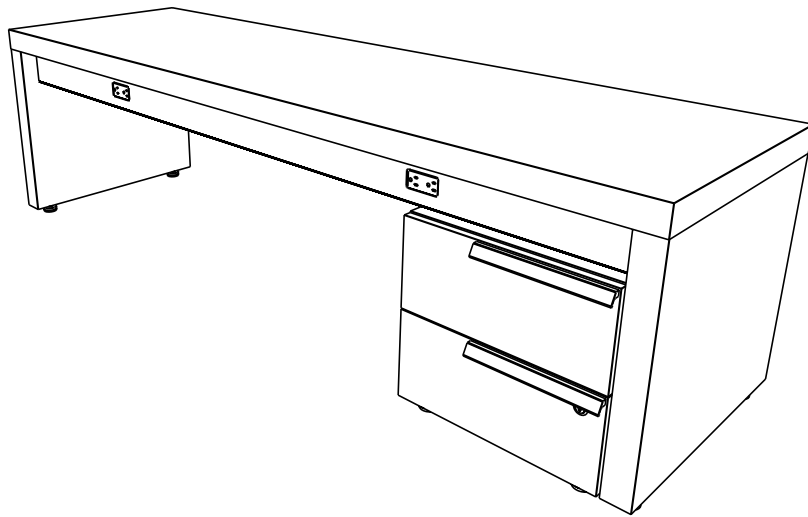
Channel



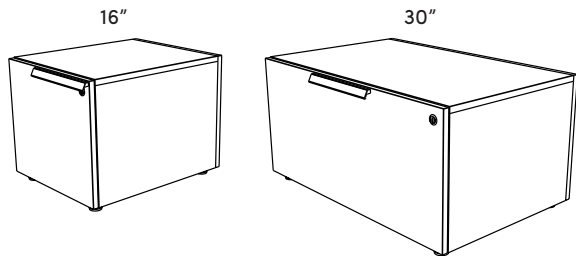
Base Feed + Grommet

Base Feed + Channel

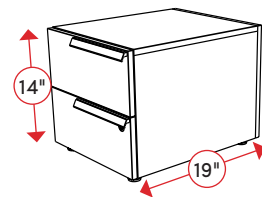




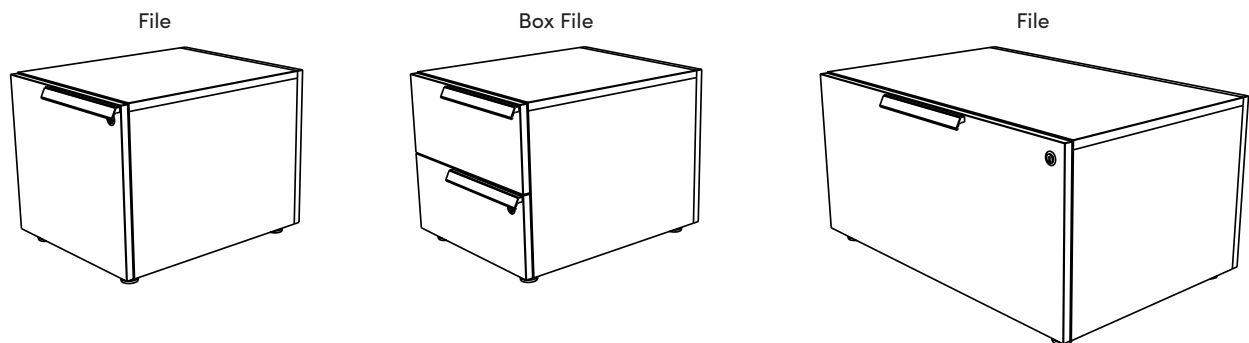
LENGTHS



DEPTH & HEIGHT



Configurations





PRICE GUIDE

1 2 3 4 5 6 7 8 9 10 11 12 13 14 15 16
 WS BR **72** 21 20 - L4 L4 L4 00 - WF WF D2 - SE 00 **G** **GO**

PRODUCT INFORMATION & DIMENSIONS

- 1 **WS** **PRODUCT LINE**
Workshelf

- 2 **BR** **PRODUCT CATEGORY**
Bench

- 3 **72** **LENGTH**
48" · 60" · 72" · 84" · 96"

- 4 **21** **DEPTH**
21"

- 5 **20** **HEIGHT**
20"

TOP STYLE

- 6 **L4** **TOP STYLE 1**

 - 7 **L4** **TOP STYLE 2**

 - 8 **L4** **TOP STYLE 3**

 - 9 **00** **TOP STYLE 4**
- } L4=24" Laminate
L5=30" Laminate
L6=36" Laminate
L7=42" Laminate
*LA=Full Laminate
C4=24" Cushion
C5=30" Cushion
C6=36" Cushion
C7=42" Cushion
00=None
- *Full Laminate (LA) is available for Top Style 1, the rest will be None (00).

Different bench lengths offer different Top Style sizes.

LEG STYLES, POWER

- 10 **WF** **LEFT LEG STYLE**
WF=2" Standard Laminate

 - 11 **WF** **RIGHT LEG STYLE**
WF=2" Standard Laminate
- LEFT & RIGHT LEG VARIATIONS**
WG=2" Laminate + Grommet · WA=2" Laminate + Base Feed + Grommet · WB=2" Laminate + Base Feed · WC=2" Laminate + Base Feed + Channel
-
- 12 **D2** **POWER**
D2=72" Whip
- POWER VARIATIONS**
00=None · C4=No Power + Power Pole · D1=34" Jumper · D3=144" Whip · D4=144" Whip + Power Pole · D5=Clip In Power · N2=72" NY Whip · N3=144" NY Whip · N4=144" Whip + Power Pole

LEG STYLES, POWER

- 12 **SE** **EDGE STYLE**
SE=1mm PVC

 - 13 **00** **TOP CEP**
00=None
- EDGE APPLICATION**
SE=All Sides
-
- 14 **G** **BEAM COLOR**
G=Graphite

 - 15 **GO** **FABRIC GRADE**
GO=No Fabric
- BEAM COLOR VARIATIONS**
W=White
-
- FABRIC GRADE VARIATIONS**
G1=Grade 1 · G2=Grade 2 · G3=Grade 3
G4=Grade 4 · G5=Grade 5

1 Choose a Configuration

The first table has various configurations while the last 2 are dedicated to one configuration style.

WS BR **72** 21 20 - XX XX XX XX - WF WF **00** - SE 00 G **GO**

FULL LAMINATE FULL CUSHION HALF + HALF THREE + ONE					
LENGTH →	48"	60"	72"	84"	96"
CONFIGURATION ↓					
Full Laminate	\$1002	1097	1209	1318	1874
Full Cushion	1130	1235	1354	1474	2135
Half Laminate + Half Cushion	1071	1171	1287	1403	2018
Three Laminate + One Cushion	x	x	x	x	1959
Three Cushions + One Laminate	x	x	x	x	2076

POWER MODULE					
LENGTH →	48"	60"	72"	84"	96"
POWER ↓					
No Power + Power Pole C4	\$314	314	314	314	314
34" Jumper D1	523	565	607	635	653
72" Whip D2	544	567	609	635	653
144" Whip D3	609	631	674	700	718
144" Whip + Power Pole D4	933	956	998	1024	1042
Clip In Power D5	534	534	534	534	534
72" Whip New York N2	763	786	828	854	872
144" Whip New York N3	763	786	828	854	872
144" Whip New York + Power Pole N4	1087	1110	1152	1178	1197

Add Power Option price to the No Power option to find your price WITH power

3 Choose Power Option

Each page has the Power Option table underneath it. The main tables are priced with No Power. Add the Power Module price and the Bench prices to find a powered bench price.

WS BR **72** 21 20 - XX XX XX XX - WF WF **00** - SE 00 G **GO**

FULL LAMINATE FULL CUSHION HALF + HALF THREE + ONE					
LENGTH →	48"	60"	72"	84"	96"
CONFIGURATION ↓					
Full Laminate	\$1002	1097	1209	1318	1874
Full Cushion	1130	1235	1354	1474	2135
Half Laminate + Half Cushion	1071	1171	1287	1403	2018
Three Laminate + One Cushion	x	x	x	x	1959
Three Cushions + One Laminate	x	x	x	x	2076

POWER MODULE					
LENGTH →	48"	60"	72"	84"	96"
POWER ↓					
No Power + Power Pole C4	\$314	314	314	314	314
34" Jumper D1	523	565	607	635	653
72" Whip D2	544	567	609	635	653
144" Whip D3	609	631	674	700	718
144" Whip + Power Pole D4	933	956	998	1024	1042
Clip In Power D5	534	534	534	534	534
72" Whip New York N2	763	786	828	854	872
144" Whip New York N3	763	786	828	854	872
144" Whip New York + Power Pole N4	1087	1110	1152	1178	1197

Add Power Option price to the No Power option to find your price WITH power

2 Choose Top Style & Length

Pick a Top Style from the left column and a length from the top row. Each price has a diagram explaining the cushions and laminate configurations.

WS BR **72** 21 20 - XX XX XX XX - WF WF **00** - SE 00 G **GO**

FULL LAMINATE FULL CUSHION HALF + HALF THREE + ONE					
LENGTH →	48"	60"	72"	84"	96"
CONFIGURATION ↓					
Full Laminate	\$1002	1097	1209	1318	1874
Full Cushion	1130	1235	1354	1474	2135
Half Laminate + Half Cushion	1071	1171	1287	1403	2018
Three Laminate + One Cushion	x	x	x	x	1959
Three Cushions + One Laminate	x	x	x	x	2076

POWER MODULE					
LENGTH →	48"	60"	72"	84"	96"
POWER ↓					
No Power + Power Pole C4	\$314	314	314	314	314
34" Jumper D1	523	565	607	635	653
72" Whip D2	544	567	609	635	653
144" Whip D3	609	631	674	700	718
144" Whip + Power Pole D4	933	956	998	1024	1042
Clip In Power D5	534	534	534	534	534
72" Whip New York N2	763	786	828	854	872
144" Whip New York N3	763	786	828	854	872
144" Whip New York + Power Pole N4	1087	1110	1152	1178	1197

Add Power Option price to the No Power option to find your price WITH power

WS BR **72** 21 20 - **XX** **XX** **XX** **XX** - WF WF **00** - SE 00 G **GO**

LENGTH (L) TOP 1 TOP 2 TOP 3 TOP 4 POWER FABRIC GRADE

FULL LAMINATE | FULL CUSHION | HALF + HALF | THREE + ONE

LENGTH → CONFIGURATION ↓	48"	60"	72"	84"	96"
Full Laminate	\$1002 []	1097 []	1209 []	1318 []	1874 []
Full Cushion	1130 [24 24]	1235 [30 30]	1354 [36 36]	1474 [42 42]	2135 [24 24 24 24]
Half Laminate + Half Cushion	1071 [24 24]	1171 [30 30]	1287 [36 36]	1403 [42 42]	2018 [24 24 24 24]
Three Laminate + One Cushion	x	x	x	x	1959 [24 24 24 24]
Three Cushions + One Laminate	x	x	x	x	2076 [24 24 24 24]

POWER MODULE

LENGTH → POWER ↓	48"	60"	72"	84"	96"
No Power + Power Pole C4	\$314	314	314	314	314
34" Jumper D1	523	565	607	635	653
72" Whip D2	544	567	609	635	653
144" Whip D3	609	631	674	700	718
144" Whip + Power Pole D4	933	956	998	1024	1042
Clip In Power D5	534	534	534	534	534
72" Whip New York N2	763	786	828	854	872
144" Whip New York N3	763	786	828	854	872
144" Whip New York + Power Pole N4	1087	1110	1152	1178	1197

Add Power Option price to the No Power option to find your price WITH power

WS BR **72** 21 20 - **XX** **XX** **XX** **XX** - WF WF **00** - SE 00 G **GO**
LENGTH (L) TOP 1 TOP 2 TOP 3 TOP 4 POWER FABRIC GRADE

TWO LAMINATE + ONE CUSHION | NO POWER

LENGTH →	48"	60"	72"	84"	96"
CONFIGURATION ↓					
L4+C4+L4	x	x	\$1285 24 24 24	x	x
L4+C6+L4 (24+36+24)	x	x	x	1405 24 36 24	x
L5+C4+L5 (30+24+30)	x	x	x	1396 30 24 30	x
L5+C6+L5 (30+36+30)	x	x	x	x	1961 30 36 30
L6+C4+L6 (36+24+36)	x	x	x	x	1952 36 24 36

POWER MODULE

LENGTH →	48"	60"	72"	84"	96"
POWER ↓					
No Power + Power Pole C4	\$314	314	314	314	314
34" Jumper D1	523	565	607	635	653
72" Whip D2	544	567	609	635	653
144" Whip D3	609	631	674	700	718
144" Whip + Power Pole D4	933	956	998	1024	1042
Clip In Power D5	534	534	534	534	534
72" Whip New York N2	763	786	828	854	872
144" Whip New York N3	763	786	828	854	872
144" Whip New York + Power Pole N4	1087	1110	1152	1178	1197

Add Power Option price to the No Power option to find your price WITH power

WS BR **72** 21 20 - **XX** **XX** **XX** **XX** - WF WF **00** - SE 00 G **GO**

LENGTH (L) TOP 1 TOP 2 TOP 3 TOP 4 POWER FABRIC GRADE

TWO CUSHION + ONE LAMINATE | NO POWER

LENGTH →	48"	60"	72"	84"	96"
CONFIGURATION ↓					
C4+L4+C4 (24+24+24)	x	x	\$1285 24 24 24	x	x
C4+L6+C4 (24+36+24)	x	x	x	1405 24 36 24	x
C5+L4+C5 (30+24+30)	x	x	x	1396 30 24 30	x
C5+L6+C5 (30+36+30)	x	x	x	x	1961 30 36 30
C6+L4+C6 (36+24+36)	x	x	x	x	1952 36 24 36

POWER MODULE

LENGTH →	48"	60"	72"	84"	96"
POWER ↓					
No Power + Power Pole C4	\$314	314	314	314	314
34" Jumper D1	523	565	607	635	653
72" Whip D2	544	567	609	635	653
144" Whip D3	609	631	674	700	718
144" Whip + Power Pole D4	933	956	998	1024	1042
Clip In Power D5	534	534	534	534	534
72" Whip New York N2	763	786	828	854	872
144" Whip New York N3	763	786	828	854	872
144" Whip New York + Power Pole N4	1087	1110	1152	1178	1197

Add Power Option price to the No Power option to find your price WITH power

1 2 3 4 5 6 7 8 9 10 11 12 13
 WS SP 16 19 14 - L - BS LF S - BH - W0 X2 L1

PRODUCT INFORMATION & DIMENSIONS

- 1 **WS** **PRODUCT LINE**
Workshelf

- 2 **SP** **PRODUCT CATEGORY**
Storage Pedestal

- 3 **18** **LENGTH**
16" · 30"

- 4 **19** **DEPTH**
19"

- 5 **14** **HEIGHT**
14"

PULL POSITION

- 6 **L** **PULL POSITION**
L=Left
- PULL POSITION VARIATIONS**
R=Right · N=Centre

BASE, BACK & TOP STYLE

- 7 **BS** **BASE STYLE**
BS=Base

- 8 **LF** **BACK STYLE**
LF=Laminate Full

- 9 **S** **TOP STYLE**
S=Standard

CONFIGURATIONS

- 10 **BH** **CONFIGURATION**
BH=Box
- CONFIGURATION VARIATIONS**
BV=Box, Vertical Grain · FH=File · FV=File, Vertical Grain

CEP, PULLS & LOCKS

- 11 **W0** **CEP**
W0=None

 - 12 **X2** **PULL STYLE**
X2=Workshelf
- PULL VARIATIONS**
0=None
-
- 13 **L1** **LOCKS**
L1=Drawer Lock
- LOCKS VARIATIONS**
L0=None · L4=Door Lock

WS SP **16** 19 14 - **N** - BS LF S - **XX** - W0 X2 LO
 LENGTH (L) DIREC-TION CON-FIGS.

LENGTH →	16"L	30"L
CONFIGURATION ↓		
Box, Horizontal Grain (BH)	\$449	x
File, Horizontal Grain (FH)	418	584

Three H Furniture Systems Limited

156462 Clover Valley Rd.
New Liskeard, ON
Canada POJ 1P0

T. 1.800.767.5374
F. 1.888.484.5786

customer.service@three-h.com
www.three-h.com

